



BELVEDERE



BELVEDERE

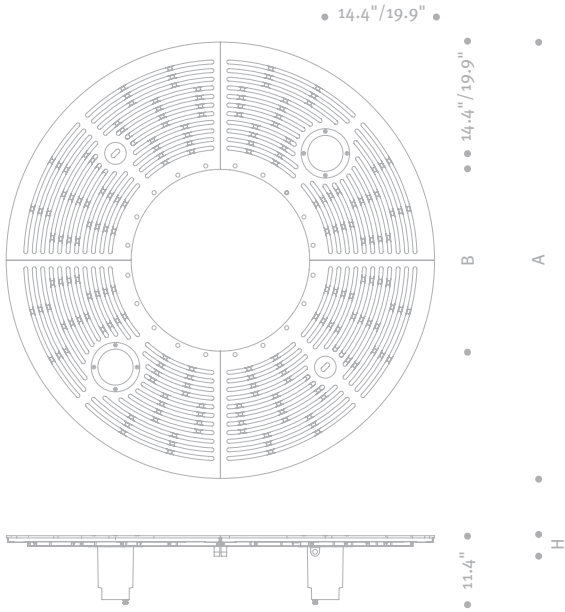


www.hessamerica.com

BELVEDERE . Tree Grate

Classic styling cues of the BELVEDERE tree grate blend with a wide range of architecture. The round four-piece cast iron tree grate is available in two sizes to meet various scale requirements. Two removable plugs are included to accommodate watering. Two-piece hot-dip galvanized steel installation frame for level mounting of tree grate is included. All hardware is stainless steel. Complementary tree guards are available for comprehensive tree protection. Optional models accommodate one or two inground luminaires for accenting with uplight. Standard tree grate finish is graphite black.

Model	Nominal Dimensions	Dimensions					Weight
	Outside / Inside	A	B	H	S	E	
BEL150	59.1" / 24.4"	58.3"	24.4"	2.8"	0.7"	1.2"	300 lbs
BEL200	78.7" / 32.5"	78.0"	32.5"	2.8"	0.7"	1.2"	556 lbs



- A Outer grate dimension
- B Tree opening size
- H Height of frame
- S Width of slot opening
- E Grate Thickness