




NOVARA



www.hessamerica.com/2730

NOVARA 450 SL . Wall Mounted Luminaire

Cast aluminum and stainless steel create a synthesis of form and function in the NOVARA. The angular cast aluminum housing is punctuated by distinctive cooling fins. Mounting knobs are constructed of polished high-grade stainless steel. The adjustable head may be fitted with a clear, etched, or optional prismatic lens. Electrical conductor is housed in attractive braided stainless steel line. Steel wall bracket is hot-dip galvanized prior to being finished in finely textured paint. All hardware is stainless steel. Standard color; matte silver grey metallic. Special colors available.  Listed for Wet Locations (Direct Position).  Listed for Damp Locations (Indirect Position).

Model	Mounting	Lamp
NV450SL-W	Wall	250 MH / 150 MH / 70 MH / 2/24 CFL / LED

